



DEKO

DEKO 190iX | Ward washer-disinfector

rhima



SUPERIOR PERFORMANCE, LARGE CAPACITY
AND ADVANCED STATE-OF-THE-ART CONTROL

DEKO 190

The DEKO 190 is designed and constructed to exceed the standard performance and design requirements stated in ISO EN 15883-1 Washer-disinfectors - Part 1 and Part 3: Requirements and tests for washer-disinfectors employing thermal disinfection for human waste containers.

DEKO 190 is intended for emptying, flushing, cleaning and thermally disinfecting by steam human waste containers intended for re-use such as;

- portable sanitary pans
- supports for single-use bedpans
- hospital wash bowls
- urine bottles
- mop buckets
- suction bottles
- measuring jugs
- and all other reusable products used for similar purposes within patient care

LARGE CAPACITY

DEKO 190 has a large wash chamber and capacity for automatic emptying and processing of 2 bedpans with lids and 4 urine bottles simultaneously. The integrated drop down shelf provides space for 4 hand wash basins or a mop bucket. The shelf can also be utilised as a base to accommodate inserts and washing accessories to process e.g. kidney dishes, bowls, raised toilet seats, vases, toilet brushes/holders, as well as, various hollowware. Using optional holders and baskets enables the correct positioning and easy loading of various items, eg; suction jars, & medicine pots, and extends the DEKO 190's capacity and versatility.





Control of the Deko 190 is by a Programmable Logic Controller (PLC) with the most advanced operating system available today. The high resolution, colour TFT interface and information display panel means that the machine is simple to use.

The display provides clear and informative user and service instructions. To operate the Deko 190 simply select the appropriate pre-programmed cycle and press the button – the PLC takes care of the rest. The selected cycle, batch number, current cycle phase, chamber temperature, washing pressure and cycle time are all verified and presented on the easy to read display.

PLC AND TOUCH-SCREEN

Security is provided by a three tier password system that allows user, edit and service level access. The precise, electronic control of the Deko 190 saves time, energy and consumables. The PLC's process control and independent recording accuracy are compliant with the most stringent requirements of ISO EN 15883-1 & 3 for washer disinfectors.

The intelligent software provides you with advice on service actions. The maintenance and service file system restores valuable information for technical performance follow-up and evaluation.

SUPERIOR PERFORMANCE

Process results are guaranteed throughout:

- water pressure for washing is supplied by a high powered 600L/min recirculation pump
- detergent is dosed into the re-circulated wash water by a pump
- the unique working principle facilitates cleaning and steam disinfection of the entire system including wash chamber, water tank and outlet with the minimum usage of water and energy
- disinfecting steam is generated by an integrated unpressurised boiler and run through the water tank, outlet and internal pipework
- wide selection of disinfection temperatures and cycle setups to secure the microbial inactivation impact

Cycles can be altered to meet almost any special requirement, though the standard requirements are met with the fixed, tested and approved cycles pre-programmed by the manufacturer. The 3-level access code system protects any unauthorized changes to the set parameters. The washing spray patterns are delivered through 3 rotating + 7 fixed spray jets guaranteeing contact with all surfaces and crevices of items with varying design.

EASE OF USE

The DEKO 190's door is locked securely throughout the cycle by an automatic locking system. Clear text on the display will advise when the door is unlocked for opening. An audible indicator to draw attention to the ending of the cycle.

An automatic 'Non-Touch' door activated by an optical sensor is available as an option.

RELIABLE QUALITY

The DEKO 190 is manufactured of quality polished stainless EN 1.4301 steel, it is easy to keep clean and can withstand continuous use. Galvanised and painted metals and other non-compatible materials are totally avoided in the manufacture of the 190. Special attention has been paid to sound and heat insulation by using the most efficient and environmentally friendly materials.

Durability and reliability in continuous, heavy and busy institutional operating circumstances have been the key factors in the design of the Deko 190.

TRUSTED VALUE

User and Maintenance Manuals include all relevant details and instructions as required. Any information, advice, personnel training and service calls are attended to with the utmost dedication and urgency. Availability of spares is guaranteed for the minimum of 15 years after date of shipment and the complete programme and software is lodged securely with an independent body.



- overall dim. W600xD630xH1460 ±10 mm
- usable wash chamber dim. W480xD360xH640 mm
- powerful circulation water pump, output 600 L/min
- phase indication as text
- remaining cycle time indication
- text readout & green LED light to indicate cycle completion
- fault indication
- multi-level access code system. Special codes for: user, maintenance, authorized person
- practically unlimited number of pre-set cycle library
- customised cycle files
- access to regulation of critical process parameter values with authorized person entry code only

SUMMARY OF FEATURES

- independent process tamper-proof verification recording system
- information:
 - name of institution
 - date & time
 - machine identification
 - non-resettable cycle number
 - cycle name and configuration
 - cycle start and end time
- temperature recording
- fault identification and registering
- special service and maintenance control system
- component test mode
- fault listing
- 3 rotating + 7 fixed wash jets
- automatic detergent dosage

- indication for insufficient volume of detergent to complete cycle
- integrated detergent container housing
- boss entry port for test temperature sensor leads
- load temperature protection and over temperature cut-outs
- automatic foam and washing water pressure control system
- opaque cold and hot water connection hoses ½" BSP
- drain outlet diameter 90–100 mm
- sound and heat insulated
- vapour condenser
- height adjustable feet
- back syphon Type A air gap protection (when required)


OPTIONS

- independent detergent flow verification
- integrated Process verification serial ink printer for a permanent record of the process details
- descale dosage pump
- lockable door for chemical container
- automatic non-touch door with an optical sensor
- audible cycle end indicator
- detergent dosage flow verification
- pressure registering

Accessories



381 170
Utensil basket with a lid
340 x 250 x 200 mm



381 200
Instrument tray
450 x 340 x 70 mm

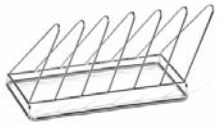
381 201
Lid 450 x 340 mm

381 210
Instrument tray
340 x 250 x 70 mm

381 211
Lid 340 x 250 mm

381 220
Instrument tray
250 x 170 x 70 mm

381 221
Lid 250 x 170 mm



381 685
Kidney dish rack - 6



381 515
Peg rack - 12



381 450
Shoe rack - 4 pairs



381 692
Tipping suction bottle insert - 2
• as per bottle dimensions



381 682
Hose rack - 6



381 683
Insert for Oras shower handles
and hoses
• 4 handles and hoses



381 680
Insert for 4 urine bottles



381 690
Suction bottle rack
• as per given dimensions

TECHNICAL DATA

Outer dimensions

Width	600 mm
Depth	630 mm
Height (* H150 mm legs)	1460/*1610 mm
Weight	130 kg
Weight	287 lbs
Gross wash chamber volume	72 L

Inner dimensions

Chamber height	640 mm
Chamber width	480 mm
Chamber depth	360 mm
Water volume / one cycle phase, excl. disinf.	9 L

Electricity (1.)

240/400V 3N 50Hz 7.5kW 16A or,
240/400V 3N 50Hz 6.6kW 10A or,
120/208V 3N 60Hz 6.6kW 19A
Further details at request.

Capacity & effects

Heating power	6.6 or 7.5 kW
Circulation pump 600L/min	1.5 kW
Outlet size diameter in (4.)	90/110 mm
Cold water hose L=2 m (2.)	G1/2"
Hot water hose L=2 m (3.)	G1/2"

Min/Max water pressure 1/8 bar

Min/Max water pressure	15/115 psig
Min/Max steam supply (S-model only)	1-3 bar
Min/Max steam supply (S-model only)	15-45 psig
Steam hose L=1,2 m (S-model only) (5.)	G1/2"
Condense L=1,2 m (S-model only) (6.)	G1/2"
Detergent container housing (7.)	

Models

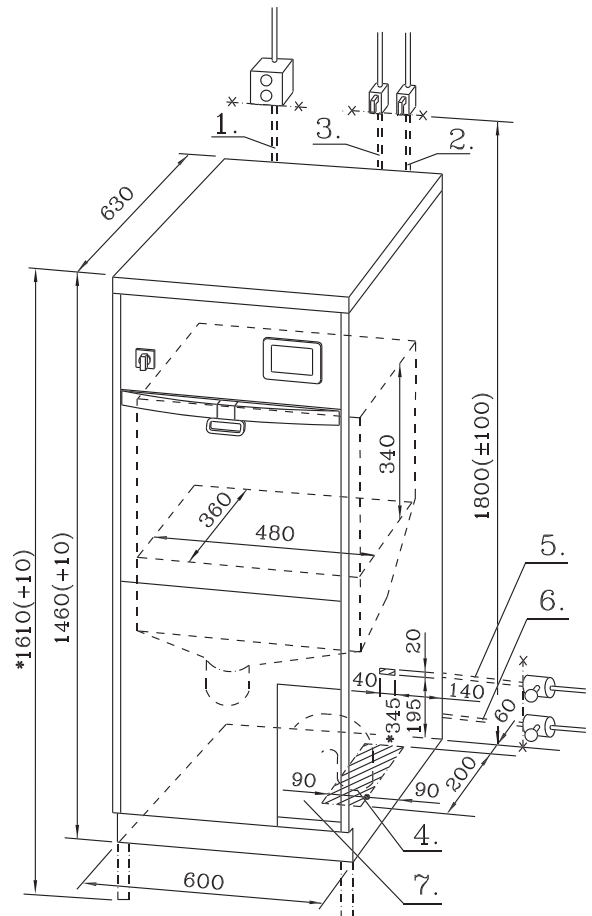
- electrically heated
- steam heated
- manual door
- automatic door

Included as standard

- holder for 2 bedpans
- 4 urine bottle nozzles
- wash shelf
- detergent pump

Certificates / tests / approvals

- ISO 14001
- ISO 13485
- SIS TR-3:2002
- ISO EN 15883-1, 15883-3
- IEC 61010-1
- IEC 61010-2-040
- IEC 61326-1
- CE 0537





Quality
ISO 9001

rhima

Version 1.1



DEKO

Rhima Australia Pty Ltd

ABN 63 007 242 604

72-74 Woodlands Drive Braeside 3195

PO Box 605 Braeside Vic 3195

Tel: 1300 347 944 or 03 8586 5444

Fax: 03 8586 5454

www.rhima.com.au